

Premium Designer Twist Pen Kit - NT Series

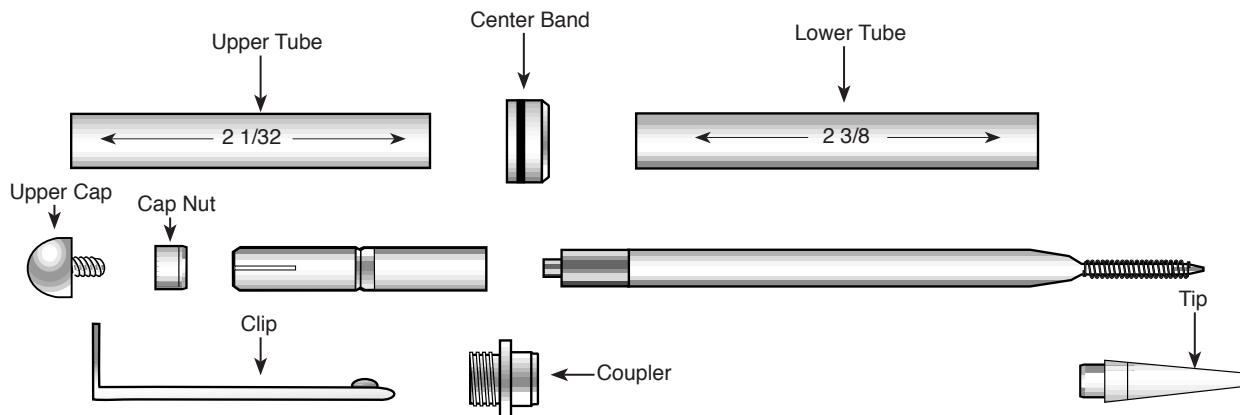
Kit Features:

- Heavy 24kt gold plating with epoxy coating
- Designed to match other PSI Mont Blanc® Style Pens
- Uses Parker® style refill
- Overall length: 5-5/8"

Required Accessories:

- 7mm, long mandrel
- 8mm drill bit #PKPARK-8MM
- Premium designer bushings #PKMONTPRBU
- Universal barrel trimmer #PKTRIMKIT (Use 8mm shaft)
- 2 part epoxy glue or insta-cure (cyanoacrylate)

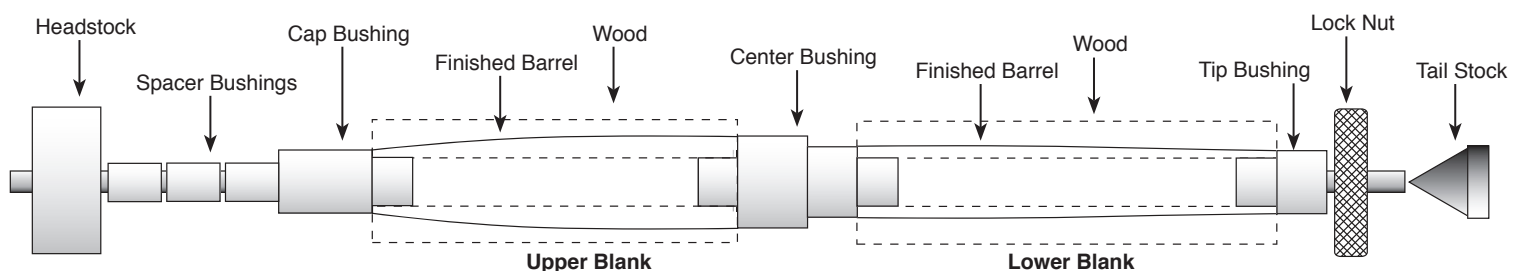
Diagram A / Parts Layout



Preparing the Blanks

- Cut 5/8" square blanks, to the length of the brass tubes (add 1/16" for squaring off).
- Drill 8mm centered hole lengthwise through each blank.
- Spread glue over tubes. Insert into blanks with a twisting motion to spread the glue evenly inside. Center tubes lengthwise inside the blanks.
- When glue dries, square the ends of the blanks. Use an 8mm barrel trimmer. Take wood down flush to the brass tube.

Diagram B / Turning the Wood Blanks



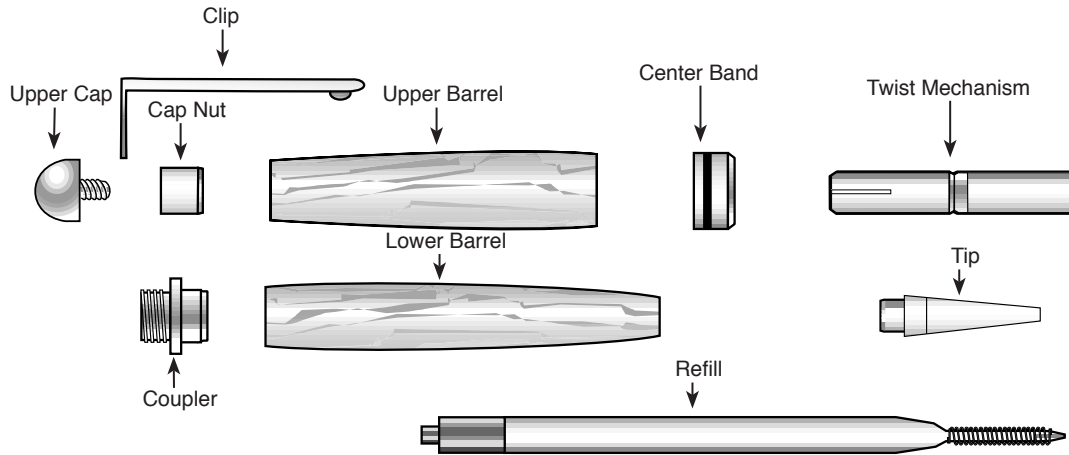
Turning the Blanks

- Mount the bushings and blanks on the mandrel according to diagram B
- Turn the wood down, close to the size of the

bushings. Sand the wood down to match the bushings diameter.

- Finish the wood with your choice polish

Diagram C / Assembly



Assembly

- Line up finished parts according to diagram C.
- To press parts together, use a vice or a clamping instrument with wooden jaws. Press with caution, to avoid scratching gold plated parts.
- Press the cap nut, recessed end in first into tapered end of the upper barrel
- Insert the upper cap threads into clip, screw together tight into cap nut.
- Press the tip into the tapered end of the lower barrel
- Press the coupler, recessed end first into the opposite end of the barrel.
- Drop the refill with spring into the opening at the coupler. Thread the mechanism, brass end in first to the coupler. Test for function
- Slide the center band, tapered end in first over the mechanism.
- Engage the upper and lower barrels of the pen.
- Pen operates by twisting the barrels to extend or retract the writing tip.

Diagram C / Bushings #PKMONTPRBU

