

# Pen Maker's Dust Trap

This "Dust Trap" is uniquely designed to mount conveniently on the banjo of your lathe. It has a funnel profile that is designed to catch the maximum amount of chips and dust propagated from small spindles – particularly debris created by turning wood or acrylic pen blanks to size.

## Kit Features:

- Adapts to 2-1/2" Shop Vacuum or other brand
- Mounts to most mini or midi lathe tool rests for mini lathes with 10" or 12" swings
- Easily adjusts in 3 directions (front/back, up/down, left/right)

## Part List: Fig A

- A. Dust Hood
- B. Hood connector bolts (x2), washers (x2), and nuts (x2)
- C. Hood connector bracket
- D. Bracket connector Allen bolt, washer, and nut
- E. Slotted L bracket
- F. Slotted L bracket connector knob and washer
- G. U bracket with threaded holes
- H. U bracket connector Allen bolts
- I. 6mm Allen Key

## Installation:

Assemble as indicated in Fig. A. Position the U bracket to straddle the tailstock (Fig. B). Position the hood as close as possible to your turning without interfering with your chisel. Cut a test blank for optimum positioning. Rotate, move left and right, up and down as necessary to optimize performance (Fig. C)

## Installation

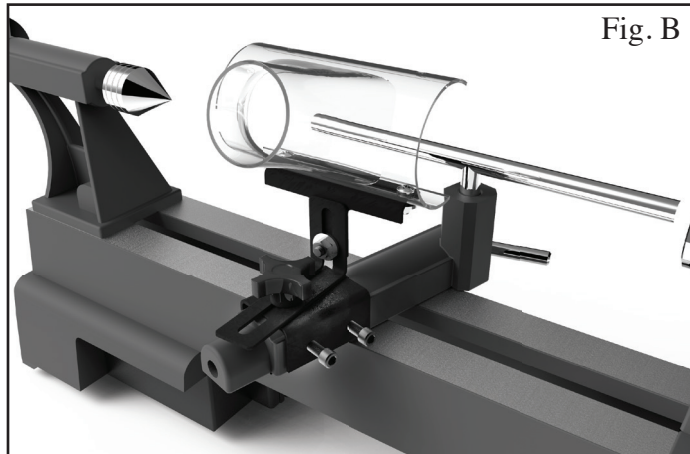


Fig. B

## Operation


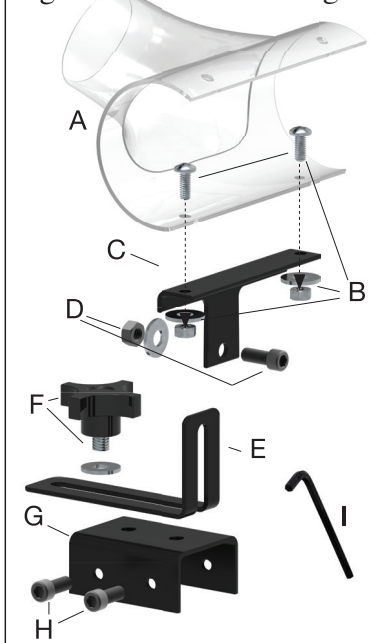


Fig. C



Fig. A Parts Diagram



**PenPal Retrofit:** Drill hole in bottom of hood and mount to toolrest slide as shown below

