

Secret Compartment Pill Box

Model # PKSEPILL

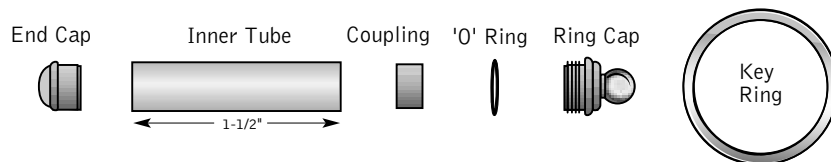
Kit Features:

- Heavy 24kt gold plating with epoxy coating
- Stainless steel tube for personal hygiene when storing pills
- Overall length: 2-1/8"

Required Accessories:

- 7mm, long mandrel
- 9/16" Forstner Bit, #FB916
- 2pc. bushing set, #PKSEPILLBU
- 2 part epoxy glue or insta-cure (cyanoacrylate) glue
- Universal barrel trimmer (#PKSQUARE)

Diagram A: PARTS LAYOUT



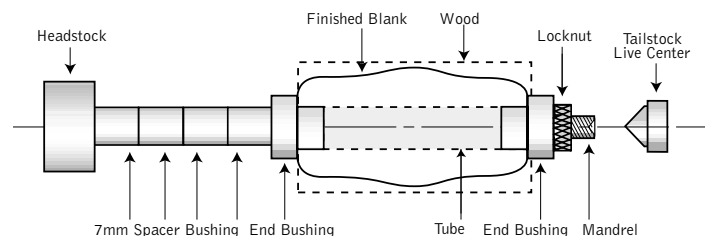
PREPARING THE BLANK FOR TURNING

- Cut a 1" square blank or larger depending on your design, to the length of the tube (add 1/16" for squaring off).
- Drill a 9/16" center hole lengthwise through the blank.
- Spread glue over the tube, then insert it into the blank with a twisting motion to spread the glue evenly inside.
- Center the tube lengthwise inside the blank.
- When the glue dries, use a universal squaring jig or a belt/disc sander to take the wood down, flush to the brass tube. Make sure the wood ends are perpendicular to the tube.

TURNING THE BLANK

- Place 4 or 5, 7mm bushings on the mandrel. Place an end bushing, wide end on first and then the wood blank. Follow with the other end bushing, narrow end in first. Fill up the space to the thread with extra spacer bushings, or with wood spacers. Place the lock nut on, hand tighten. Bring the tail stock snug with the mandrel (do not over tighten, it could damage the mandrel). Adjust to remove the spaces, then hand tighten the lock nut and lock the tail stock in place.
- Turn the blank to the design of your choice. It is not necessary to turn the wood down flush to meet the bushing diameter. Be creative and design your unique secret compartment pill box.

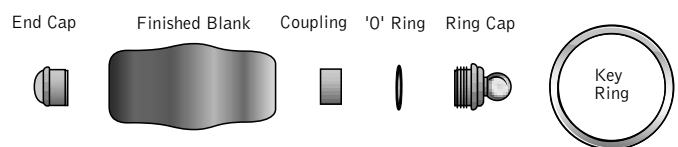
Diagram B: TURNING THE WOOD BLANK



ASSEMBLY

- Press the end cap into blank.
- Press the coupling with the recess end into the blank flush to the wood.
- Slide the 'O' ring over the threads of the ring cap, onto the groove.
- Thread on the ring cap into the coupling.
- Affix key ring into the hole in the ring cap.

Diagram C: ASSEMBLY



BUSHINGS #PKSEPILLBU

