

# WHITE TAIL DEER GRUNT KIT

## Kit Features:

- Rigid ABS plastic construction.
- Designed by game call professionals.
- Factory tuned sound board.
- Six different white tail vocalizations can be produced by sliding the “O”-ring along the tone board.
- Optional Lanyard Available

## Required Accessories:

- 1-1/2” x 1-1/2” by 4” Blank
- 7mm Pen Mandrel
- Wooden Jam Bushing Set #PKGCALL2BU
- 5/8” Spade Drill Bit #PKSB58
- 27/32” Forstner Drill Bit #PKFB2732

## Preparing the blank:

Cut your blank to the desired length of this call. Mark the center of the square ends. Drill a 27/32” hole 1-1/2” deep. Follow with a 5/8” bit drilling completely through the center of the blank.

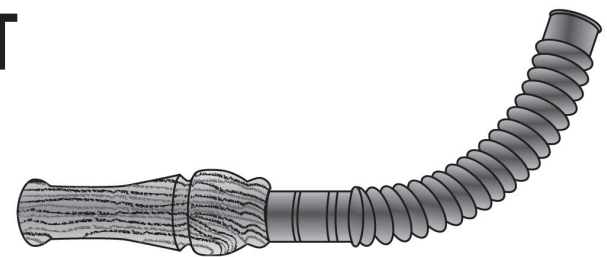
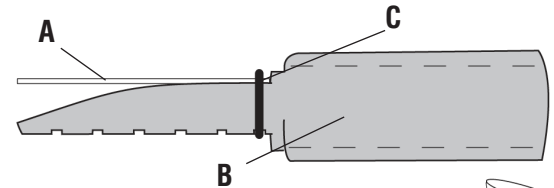
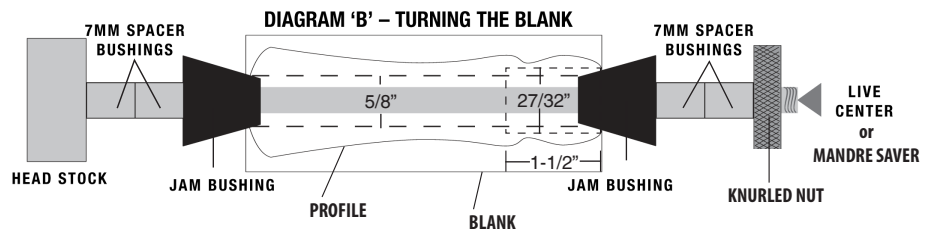
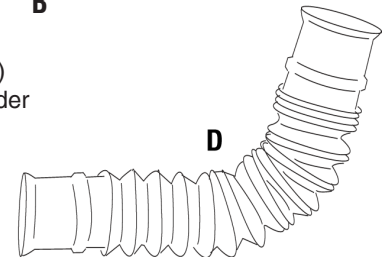


DIAGRAM A / PARTS



## KIT COMPONENTS

- A. Sounding board (reed)
- B. Tone board / reed holder
- C. O-ring
- D. Echo chamber



## Turning the Blank

Mount spacer bushings on the mandrel. Follow with a jam bushing, wide end in first. Insert the blank. Follow with another jam bushing narrow end in first. Insert spacer bushings and lock the set up in place tight. Turn the wood down to the profile of your choice. Cut a groove to affix the lanyard cord. Sand and finish the barrel with penetrating oil or One-Step™ plastic polish for acrylics.

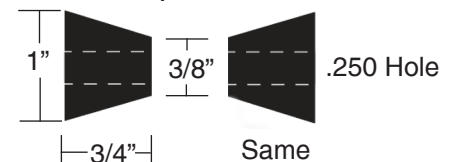
## Assembly

Insert the reed holder end into the wider opening of the body. Push in until a snug fit occurs. Attach echo chamber. Affix the lanyard into the groove, secure in place.

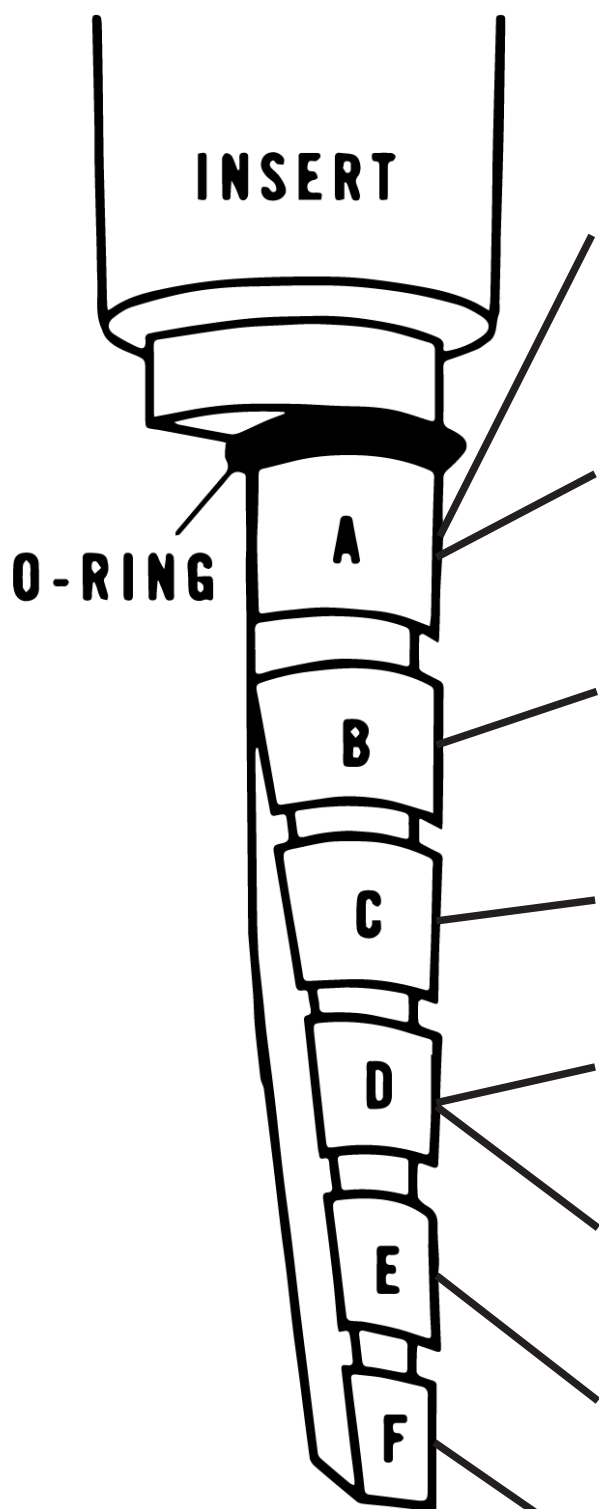
## Tips & Techniques

Produce six different white tail vocalizations by sliding the “o” ring to any one of the six different settings on the tone board. See reverse page for guide. Also includes an accordion flex tube sound chamber.

DIAGRAM C / JAM BUSHINGS



## Sound Adjustment & Usage



To adjust o-ring pull Insert from Barrel to expose reed. Adjust as shown below to achieve desired sounds.

**Adult Buck** - The grunting sound made in late fall. Blow easy into the call and make a short e-r-p sound. Use this call sparingly to get the attention of the dominant buck in the area

**Tending Grunt** - A much longer version of the e-r-p sound drawn out about 3-5 seconds. Used during peak of the rut.

**Young Buck** - Made just like the Adult Buck, but is higher pitched to make the adult buck think a younger buck has invaded his territory

**Doe Grunt** - Made by using a short burst of the e-r-p sound and will attract rutting bucks.

**Doe Bleat** - Made by making a short b-l-a-h sound and then a longer b-l-a-a-a-h. Good for use any time.

**Doe Distress Bleat** - Made by making a long, shaky b-l-a-a-a-a-h sound to simulate danger or fear.

**Fawn Bleat** - A w-e-e-e-h sound made by sucking on the plastic hose end of the call. Early hunting season

**Young Fawn Distress** - Made just like the Fawn Bleat, just louder and longer. Early hunting season

